

Friday 17th April

Work for Year 4

Please spend time doing these tasks this morning.

There is also a suggested timetable on our Year 4 page.

English:

Spelling Frame – Rule 18 – Play some different games and then test yourself.



Story starter!

Everyone needs a holiday every now and then. Superheroes are no different.

Can you write a diary or story in the 1st person from the perspective of one of the characters? You could describe where you go on holiday and what activities you do. Does it all go to plan? Do you always get on with your fellow superheroes?

Sentence challenge!

Insert the inverted commas into the sentence below.

Did we have to bring him along? Spiderman muttered under his breath. He always breaks things.


Can you use speech in your writing today? Remember to use inverted commas.

Maths: As a warm up today, try 15 minutes on Prodigy and do a Daily 10!


Have a go at one or both of these!

Bake it! #MathsEveryoneCanAtHome


We love baking at White Rose Maths and we love arrays.



What multiplication facts can you see?
How many different arrays can you make?




Use our recipe to help you bake some delicious fairy cakes.
How many different arrays can you make with 12 fairy cakes?
Don't forget to share your photos!




Make it! #MathsEveryoneCanAtHome


Making dens is a fantastic way to problem solve, thinking about angles, height, length and shapes.



Can you make an indoor or an outdoor den?
Could you make a small scale den for a toy?



Measure the height, length and width of your den.
How many people/toys can fit inside it?
Share your photos with us!



Science – Our new topic in Science is: Sound

How did you get on with the sound survey yesterday?

Now Watch:

<https://www.bbc.co.uk/bitesize/topics/zqffr82/articles/zx9hcj6> **How are sounds detected?**

(BBC Bitesize Key Stage 2 'How do we hear?')

Fill in the blanks in the section below the video. Or complete it in your homework book.



Fill in the gaps using:
sound waves - frequency - eardrum - vibrations

1 of 2

The shape of the ear helps it pick up sound .

travel along the ear through the air.

The vibrates when sound waves touch it.

Now, draw your own diagram, can you explain how the ears detect sound. Try to make sure you spell the key words correctly.

CREATIVE



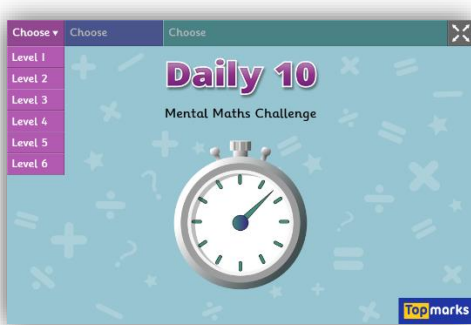
Create your own shadow pictures! Which objects work the best? Send in your photos on class dojo. We'd love to see them!

[You could look at these websites for more fun learning during the week!](https://www.bbc.co.uk/teach/super movers)

<https://www.bbc.co.uk/teach/super movers> - you know the times tables ones, have a go at the others if you like!




<https://www.topmarks.co.uk/maths-games/daily10> - mental maths that you set your level.



<https://www.topmarks.co.uk/maths-games/hit-the-button> - a quick fire mental maths game.



https://www.youtube.com/user/thebodycoach1?fbclid=IwAR0iaRPq65aXPUBDdwgl2JbbhR3bsL6oTAGsSzuAJYhaco6QMui-3u_60a8 – this is a free download onto apple iPads or apple phones with great sentence ideas and practice.



https://www.youtube.com/user/thebodycoach1?fbclid=IwAR0iaRPq65aXPUBDdwgl2JbbhR3bsL6oTAGsZuAJYhaco6QMui-3u_60a8 – Joe Wicks is doing a FREE PE lesson every day at 9am – so keep your body fit as well as your mind!



<https://www.glasgowsciencecentre.org/gsc-at-home> - Glasgow Science Centre will be live every day at 10am! Expand your mind!!

