


**Wednesday 22<sup>nd</sup> April**

**Work for Year 4**

**Please spend time doing these tasks this morning.**

**There is also a suggested timetable on our Year 4 page.**

**English:**



**Varjak Paw- Using Personification in descriptive writing**

Listen again to Mrs Hicklin reading Chapter 8 on Class Dojo. (in the class story section)

Open the Chapter 8 document on the school website to help.

The description of the cars on pages 63-66 makes them sound alive.

Personification is a figure of speech in which an object, an idea or an animal is given human qualities. If you can imagine an object doing actions or behaving like a person, that's personification.

Watch this video to see some more examples:

<https://www.bbc.co.uk/bitesize/topics/zfkk7ty/articles/zw9p8mn>

Re-read these pages (chapter 8) and see if you can spot the personification of the cars.

Choose an object around your home or garden, or something you've seen whilst out on a walk. Imagine that you are a cat who has never seen such a thing before. Write a short description of your chosen object, using personification to make it sound alive!

Think about sounds and movement and compare parts of the object to human characteristics - e.g. tree branches = arms, guitar strings = voice, Hoover nozzle = mouth.

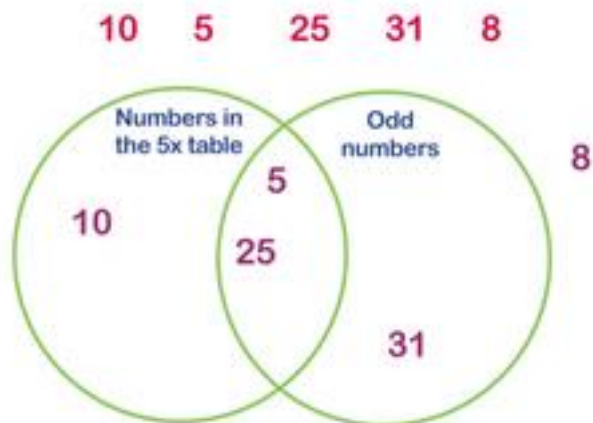
**Maths:** As a warm up today, try 10 minutes on TT Rockstars and do a Prodigy!

## MATHS

First watch this clip which reminds you what a Venn diagram is:

<https://www.bbc.co.uk/bitesize/clips/zhckq6f>

Next, Look at this Venn diagram and answer these questions:



- Are all of the numbers in the correct place? Prove it.
- Create your own Venn diagram and label it.
- Which other numbers could go in each section?
- Can you put the numbers in pink into the diagram?
- Make a large scale Venn with household objects, think about how you are going to title your sections.

## CREATIVE CHALLENGE



I know lots of you may have done this – We've seen some lovely photos of some of your window and walls outside your houses. If you'd like to get involved then:

Design a window display for people walking past. Join the rainbow challenge and display a rainbow for people to count as they walk past.

find more about the challenge here:

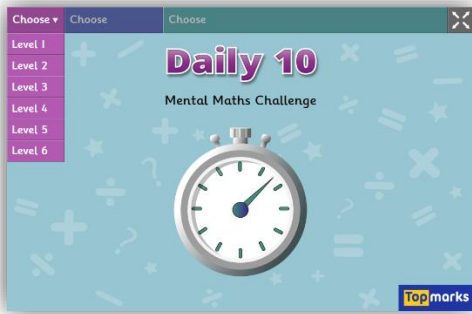
<https://www.bbc.co.uk/newsround/51953553>

You could look at these websites for more fun learning during the week!

<https://www.bbc.co.uk/teach/superheroes> - you know the times tables ones, have a go at the others if you like!



<https://www.topmarks.co.uk/maths-games/daily10> - mental maths that you set your level.



<https://www.topmarks.co.uk/maths-games/hit-the-button> - a quick fire mental maths game.



[https://www.youtube.com/user/thebodycoach1?fbclid=IwAR0iaRPq65aXPUBDdWgl2JbbhR3bsL6oTAgSzuAJYhaco6QMui-3u\\_60a8](https://www.youtube.com/user/thebodycoach1?fbclid=IwAR0iaRPq65aXPUBDdWgl2JbbhR3bsL6oTAgSzuAJYhaco6QMui-3u_60a8) – Joe Wicks is doing a FREE PE lesson every day at 9am – so keep your body fit as well as your mind!



<https://www.glasgowsciencecentre.org/gsc-at-home> - Glasgow Science Centre will be live every day at 10am! Expand your mind!!

