

Ashfield Junior School

Year 3 Home Learning Tasks Summer Term Week 4



Tuesday 5th May

English

Daily Practice:

Spellingframe

Topmarks: English KS2 Look cover write check:



Biography

Yesterday, we looked at a biography of the famous Victorian William Morris. Biographies are a text type which have their own set of features. Below there is a table with some of the features that a biography has. As you can see, the features are not correctly matched to their description

Features of a biography	
Feature	Description
Chronological order	Evaluates the person's life and their impact on the world.
Conclusion	Says why the person is special or important.
Written in the 3 rd person	Factual information about the person's life.
Non-fiction	Events from the person's life in the correct time order.
Introduction	Uses the words he/she.

Your first task is to match the feature to the correct definition. You could draw your own table or complete the one below.

Features of a biography	
Feature	Description
Chronological order	
Conclusion	
Written in the 3 rd person	
Non-fiction	
Introduction	

Look back at the text from yesterday. See if you can identify the features in the text. You could highlight or underline them and label the features that you find if you are able to.

Maths


Daily Practice:

TTrockstars


Topmarks:Daily 10

Before beginning, your task today have a go at the 'Reasoning and Problem Solving' challenge on Months and Years.


4 children describe their birthdays.

 My birthday is the first day of the second month.


Mo

 I was born on the 15th of June.

Teddy

 I was born on the last day of the year!


Eva


 I was born two days before Mo.

Dora


Can you work out their birthdays and order them from earliest to latest in the year?

Whitney asks Rosie and Jack a question.

 Some months have 31 days, some months have 30 days. How many months have 28 days?

 Only February has 28 days.

Rosie

 Every month has 28 days.

Jack

Who do you agree with? Explain your thinking.

HOURS IN A DAY

Mathematical Talk

What time does the day start? How many hours are there in a day?

How many hours do you spend at school in a day? When does school start and finish?

Why does a clock show 11 o'clock twice in a day?

Does the weekend and the school week split a whole week in half?

Varied Fluency

- Fill in the gaps in the sentence stems.
 There are ____ days in a whole week.
 There are ____ days in a school week.
 There are ____ hours in a day.
 There are ____ hours in a school day.

- Put the times/events into the correct place on the diagram.

Morning	Afternoon	Evening	Night
Breakfast	Midnight	Midday	Go to school
Supper	Bedtime	Assembly	Brushing teeth

- Complete the statements.

1 day = 24 hours ____ days = 120 hours
 2 days = ____ hours ____ days = 60 hours
 ____ days = 240 hours 20 days = ____ hours

5

Here is our timetable from school and the times we do certain activities.

Timetable: YEAR3

	Monday	Tuesday	Wednesday	Thursday	Friday
8:45-9:30 am	REGISTER ASSEMBLY	REGISTER ASSEMBLY	PSHE	REGISTER ASSEMBLY	REGISTER PE
9:30-10:30 am	MATHS	MATHS	MATHS	MATHS	MUSIC
10:30-10:45 am	PLAYTIME				
10:45-12:00 am	ENGLISH	ENGLISH	ENGLISH	ENGLISH	ENGLISH
12:00-12:30 pm	NO-NONSENSE SPELLING				→
12:30-1:30 pm	DINNERTIME				
1:30-1:50 pm	READING TIME				→
1:50-2:55 pm	Topic	Topic	PE/FRENCH	Topic	Topic
3.00-3.15 pm	STORY TIME HOMETIME	STORY TIME HOMETIME	STORY TIME HOMETIME	STORY TIME HOMETIME	AWARD ASSEMBLY

Can you make a timetable of what you do through the day while you are learning at home? Remember to include the days of the week and add some times to your timetable.

Topic

Continue with your creative William Morris masterpieces.

William Morris

William Morris was a well-known artist at the turn of the century. His patterns were used on wallpaper in the homes of wealthy families and they are still popular today.

Look carefully at this example of a William Morris design.



Describe the main features of
the design. _____

Discovery Education. Watch the clip on William Morris

https://central.espresso.co.uk/espresso/modules/news/tv_news/history/030121h_red_house1.html?source=search-all-all-all&source-keywords=william%20morris



William Morris British Painter Art Nouveau HD

Click the video to look through some of the most wonderful pieces of artwork that William Morris designed.

We would like you to create your own art nouveau style version inspired by William Morris. We have also included some William Morris themed mindfulness colouring sheets (if you have a printer) to print off. If not have a look through them and design your own.

