

Friday 26th June


Work for Year 4

English: Synonyms

Can you remember what a synonym is?.....

What is a synonym?

- A **synonym** is a word that has the same or nearly the same meaning as another word.
- Example:
 - Cold and Chilly
 - Susie's feet were cold, so she put on her slippers.
 - Susie's feet were chilly, so she put on her slippers.



Using the words at the bottom of page,
can you match the synonym to the correct adverb?

cruelly

kindly

cautiously

callously	carefully	discreetly	warily	deafeningly
vigilantly	noisily	monstrously	shrilly	helpfully
lovingly	brutally	politely	spitefully	selflessly
thoughtfully	viciously	hastily	speedily	briskly
swiftly	hurriedly	noiselessly	silently	calmly

Complete the missing synonyms for 'nice' and find for them in the word search:

'Nice' words

Here are some more interesting words for 'nice'.

- Work out the clues. Write the words.

a nice day: f _ _ _

a nice policeman: k _ _ _

a nice holiday: w _ _ d _ _ _ _ l

a nice person: fr _ _ n _ _ y

a nice talk: i _ _ _ _ _ s _ _ _ g

a nice drink: r e _ _ _ sh _ _ g

a nice dress: p _ _ _ _ y

a nice surprise: pl _ _ s _ _ t


a nice jacket: f _ sh _ _ _ _ _ l e

a nice party: en _ _ y _ _ l e

- Now find the words in this wordsearch and circle them.

o	k	i	n	d	e	q	m	a	o	l	b	e	r
a	x	t	a	b	n	p	l	e	a	s	a	n	t
i	w	c	u	f	i	n	e	j	v	u	m	j	d
n	w	o	n	d	e	r	f	u	l	t	g	o	i
t	j	l	s	u	e	w	r	y	z	e	i	y	f
e	k	c	w	o	k	o	i	o	m	q	y	a	e
r	o	y	k	t	d	w	e	d	a	l	r	b	b
e	t	b	w	o	e	t	n	h	y	b	m	l	t
s	t	o	a	e	l	j	d	e	r	a	z	e	e
t	h	z	m	a	w	h	l	s	o	t	i	t	o
i	y	p	r	e	t	t	y	r	y	w	o	g	l
n	p	j	f	a	s	h	i	o	n	a	b	l	e
g	d	a	v	i	y	s	u	r	z	r	p	x	u
w	r	e	f	r	e	s	h	i	n	g	e	j	w

Nice!



- Find five other interesting words for 'nice'. Use them in sentences.



Maths:

As a warm up today, do try 10 minutes on TT Rockstars, www.timestables.me.uk and Prodigy.

Make it!




#MathsEveryoneCanAtHome

Designing and building models is the perfect opportunity to use our measuring skills.



Design and build a model using any materials you have in your house. It could be a model of your home, another building or be something completely unique.



How tall is your model? What shapes have you used?
Don't forget to share your photos with us!



Science: Living Things and Their Habitats.

Observational plant and flower sketches:

- Have a look in your local environment for some plants or flowers. (Be careful about picking unfamiliar plants and flowers) You could always use a flower from a bunch of bought flowers.
- Choose one flower or plant and look very closely (or through a magnifying glass if you have one) and draw a detailed sketch of your chosen plant. Look carefully at:
 - The colours of the petals, stem, leaves.
 - Any patterns on the leaves/ stem
 - Detail in the centre of the flowers
- Make your sketch large and detailed.

Leaf rubbings - try doing some leaf rubbings of different leaves found in your local area. Use different shades and colours for your rubbings.

- Send us photos on dojo of your finished work.

Coronavirus explained and a science experiment!

Here is a cool video to help you understand about what the coronavirus is and why we need to wash our hands so much.

<https://www.nanogirllive.co.nz/coronavirus-soap-experiment>