

Ashfield Junior School
Year 3 Home Learning Tasks
Summer 2 Term Week 1

Wednesday 3rd June

English

Daily Practice:

Spellingframe

Yesterday, we looked at how Roald Dahl described Aunt Sponge and Aunt Spiker. Carefully chosen adjectives helped to create the picture of the horrible aunts in our minds. Aunt Sponge with her 'small piggy eyes' and her 'sunken mouth' The actions of the characters were important too as it helped us (the reader) imagine them as they lounged in the garden watching James closely.

As part of the challenge you were asked if you could spot another technique that Roald Dahl used to describe. The answer is that he uses a **simile**. 'like a great white soggy overboiled cabbage'
In the poem a simile appears too 'as lovely as a rose' Did you spot them?
Let's revise similes and metaphors today.

Similes

A simile describes something by **comparing it to something else** using the words **like** or **as**.
For example:

- She's *as feeble as* a mouse.

Metaphors

A metaphor is a word or a phrase used to describe something **as if it were something else**.
For example: Jess *is* dynamite.
Jess isn't made of dynamite, but it's a good way to explain how exciting she is

Look at BBC bitesize daily lesson on revising similes and metaphors: <https://www.bbc.co.uk/bitesize/articles/zmg6pg8>

There are activities to complete as part of the lesson but it would be good if you could come up with some similes and metaphors to describe Aunt Sponge and Aunt Spiker. You could even have a go at crating your own horrible aunt! Be creative, draw a picture and think about the following questions:

If your aunt was a vegetable, what would she be? Why?
If your aunt was an animal, what would she be? Why?
If your aunt was a thing, what would she be? Why?
What is your aunt's name?

We look forward to seeing what you come up with! Send us your work when it is finished.



Maths: MONEY

Daily Practice: TTrackstars

You can choose any of these interactive games to help solve problems with money.
Choose the level that is appropriate for your child.



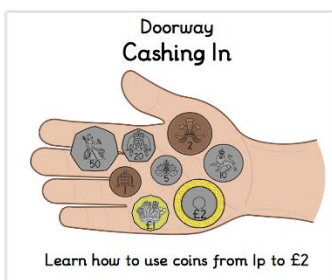
<https://www.topmarks.co.uk/money/toy-shop-money>



<https://www.topmarks.co.uk/money/coins-game>



<https://natwest.mymoneysense.com/students/students-5-8/the-change-game/>



<https://www.doorwayonline.org.uk/activities/cashing-in/cashing-in.html>



<https://natwest.mymoneysense.com/students/students-5-8/coin-cruncher/>



<https://natwest.mymoneysense.com/students/students-5-8/spot-the-coins/>

Convert Pounds and Pence

Notes and Guidance

Children convert between pounds and pence using the knowledge that £1 is 100 pence.
They group 100 pennies into pounds when counting money.
They apply their place value knowledge and use their number bonds to 100

Mathematical Talk

How many pennies are there in £1?

How can this fact help us to convert between pounds and pence?

How could you convert 600p into pounds?

How could you convert 620p into pounds?

LESSON 1 Convert pounds and pence

<https://whiterosemaths.com/homelearning/year-3/>


Scroll down and click on this tab:

Summer Term - Week 3 (w/c 4th May)

To access lesson 1. Watch the video.

Convert pounds and pence

£1 = 100p



Get the Activity

Y3 Lesson 1 Convert pounds and pence 2019

<https://wrm-13b48.kxcdn.com/wp-content/uploads/2020/05/Y3-Lesson-1-Convert-pounds-and-pence-2019.pdf>

Convert Pounds and Pence

Reasoning and Problem Solving

Whitney thinks that she has £10 and 3p.
Is she correct?



Explain your answer.

Topic: Plants

Pupils should be taught to:

- explore the requirements of plants for life and growth (air, light, water, nutrients from soil, and room to grow) and how they vary from plant to plant

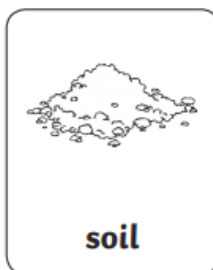


<https://www.bbc.co.uk/programmes/articles/Mf5rhbTkHLZ3fbJzScyDvC/primary-science-plants>

2. What do plants need to survive?



Plants Need...

Use the words below to finish the sentences.



Many plants need _____ from the sun.

Many plants need _____ or they will dry out.

Many plants need _____ to grow their roots in.
They get the nutrients they need from the soil.

Plants need _____, _____ and _____
which they use to make food.

Plants need these four things:

Plants Need...	My Pictures of What Plants Need
1. w _ _ _ _	
2. a _ _ _	
3. s _ _ _ _	
4. l _ _ _ _	


Growit: Why not try caring for a plant at home or in the garden? Maybe you could even have a go at growing a plant from a seed! Try a sunflower or a bean. Make sure you ask a grown up first.

or you could use seeds from:

-  tomato
-  apple
-  peach
-  avocado
-  cherry

If you want to do an investigation, then use the sheet below.




You might want to take photos or draw your observations over a week. Let us know how your investigation goes.



What Do Plants Need to Grow Well?


I can set up an investigation to find out what plants need to grow well.

Question: What do you want to find out? Underline or circle your choice.

 What happens if a plant has no water?  If a plant has no heat, will it still grow?  Can a plant grow in the dark?

Prediction: What do you think will happen to your plant?




I think my plant will...



Method: What are you going to do?

Think about where you will put your plant, or what you will do to it.

Ideas:

 Dark cupboard  Fridge  Water