

Thursday 18th June

Work for Year 4

Please spend time doing these tasks this morning.

There is also a suggested timetable on our Year 4 page.

English:

Spelling activities – Words from Year 4 Statutory spelling list.

Look at the following words and say them as you read them:

imagine
increase
important
interest
island
knowledge
learn
length
library
material

- Write each word out 3 times and underline any tricky parts of the words that you need to learn (for example a silent letter or letters that make a certain sound)


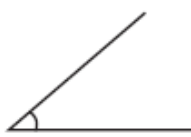




- Spelling Frame – practice the spellings on rule 30.

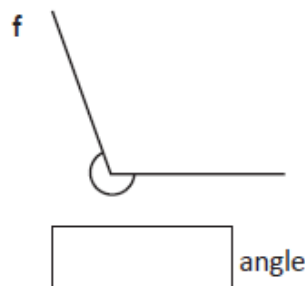
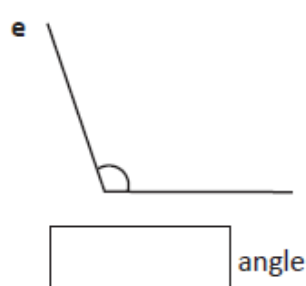
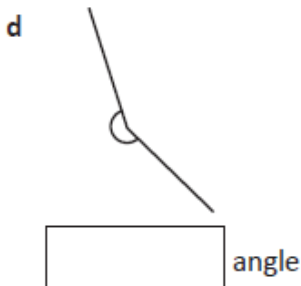
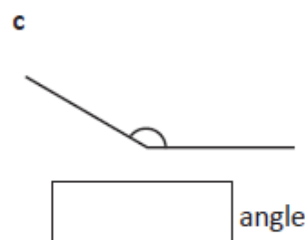
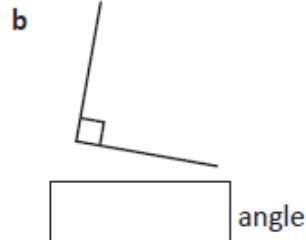
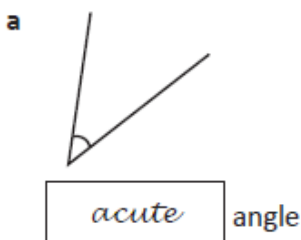
Maths:

As a warm up today, do try 10 minutes on Prodigy, www.timestables.me.uk and Daily 10. This week we are learning about shapes and angles.

Using what you learnt yesterday, complete these questions. (You might want to re-watch the clip about angles: <https://www.bbc.co.uk/bitesize/topics/zb6tyrd/articles/zg68k7h>)

Complete the table and use the information to help you to classify the angles below. Use a maths dictionary to help you work out any unknown terms.

 right angles are _____°	 acute angles are _____° than 90°	 obtuse angles are _____° than 90° and less than _____°	 straight angles are exactly _____°	 reflex angles are greater than 180° and less than _____°	 revolution angles are exactly _____°
--	--	--	---	---	---



Make sure you check which angle you're meant to be measuring! The little arc tells you here.



Science – Living things and their habitats

- What makes a living thing?

In your homework book, make a thought shower of all the things that you think make a living thing.

- Look through the PowerPoint – MRS NERG. (or pdf file – both can be found on the website) As you read through it, make a list of the 7 life processes.
- Watch <https://www.bbc.co.uk/bitesize/clips/ztbw2p3> Characteristics of living things.
- Design a poster which explains what makes a living thing. Remember to use the 7 life processes which all living things do.
 - Include pictures of different types of living things.
 - Use the correct language
 - Write some sentences which explain the life processes.
 - Make it colourful and attractive.
- Take a photo of your work and send it to us through dojo.

Coronavirus explained and a science experiment!

Here is a cool video to help you understand about what the coronavirus is and why we need to wash our hands so much.

<https://www.nanogirllive.co.nz/coronavirus-soap-experiment>