


Wednesday 17th June

Work for Year 4

Please spend time doing these tasks this morning.

There is also a suggested timetable on our Year 4 page.

English:



Prepositions in Chapter Fifteen

Watch Mrs. Hicklin reading Chapter Fifteen on Class Dojo (class story). You need to open the chapter on the website to follow along as Mrs. Hicklin reads to you.

Prepositions

A **preposition** is a word that tells the reader position, direction, like *above, below, at, over, in, with*. It is usually followed by a noun phrase. Prepositions do a crucial job in stitching events together and ensuring that a story flows smoothly from one thing to the next.

A **preposition** is a word which indicates position (in, on, under, behind), time (before, after, during), direction (towards, on, off), cause (because) and accompaniment (with).

It is usually followed by a noun or noun phrase which creates a prepositional phrase.

Prepositions

above	between	of
about	beyond	off
across	by	on
against	down	since
along	during	to
among	except	toward
around	for	through
at before	from	under
behind	in	until
below	inside	up
beneath	into	with
beside	near	within

1. Circle or highlight all the prepositions you can find in the extract below.

They were in a narrow, cobbled alleyway, a quiet path along the backs of city buildings. Iron fire escapes led up to sooty windows, far above. Drainpipes snaked down, through grilles in the ground, to sewers below. Varjak thought he could see something glimmering, moving about beneath the streets – but it was night in the alley and he couldn't be sure. In the distance, he could hear those fearsome monsters roaring along the roads. He could taste their poison smoke in the air.

2. Circle or highlight the **two more** prepositional phrases in the extract below. One has been done for you.

In the distance, he could hear those fearsome monsters roaring along the roads. He could taste their poison smoke in the air.

3. Watch this clip <https://www.literacyshed.com/dont-go.html> and use it to write three sentences of your own using prepositions/prepositional phrases.

E.g: The cat chased the intruder **underneath** the sofa.

As ever, please send us a photo of your work!

Continue with your suffix and prefix work on www.studyladder.co.uk

Maths:

As a warm up today, do try 10 minutes on Prodigy, www.timestables.me.uk and Daily 10. This week we are learning about shapes and angles.

Go to this page, watch the clip to see the angles. Complete the two tasks below the video.

<https://www.bbc.co.uk/bitesize/topics/zb6tyrd/articles/zg68k7h>

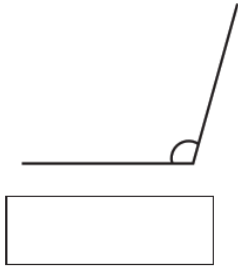
An angle is a measure of a turn, measured in **degrees or °**. There are **360°** in a full turn. You can find out the size of an angle using a protractor.

- An angle less than 90° is **acute**.
- An angle between 90° and 180° is **obtuse**.
- An angle greater than 180° is **reflex**.
- An angle of exactly 90° is a **right-angle**.

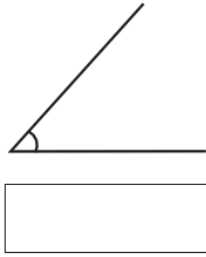
Now complete the questions below in your homework book. Remember to always use a ruler if you are drawing straight lines.

1 Classify each angle as right, acute or obtuse.

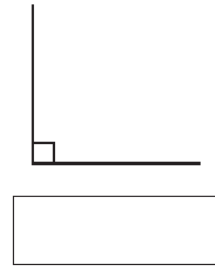
a



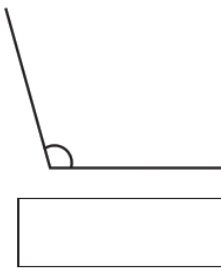
b




c



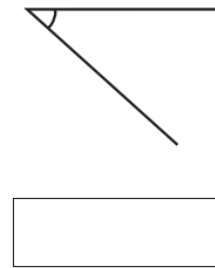
d



e

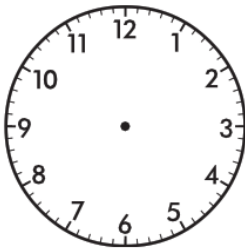


f

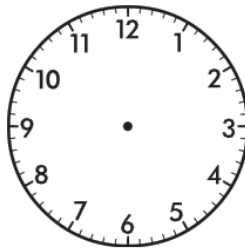


2 Draw hands on each clock that show a time for each type of angle.

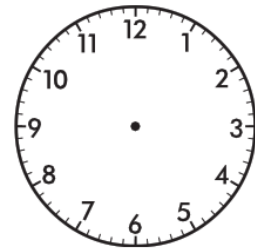
a Right angle



b Obtuse angle



c Acute angle



Art – draw with Rob

Some of you have received your World Record certificates from the draw with Rob Biddulph that you did a few weeks ago – well done! Pretty cool to be part of a World Record!

Today we are going to draw with Rob, pencils at the ready.....

<https://youtu.be/R1--stS1Aiq>

Please send us a photo of your drawing on Dojo!

Coronavirus explained and a science experiment!

Here is a cool video to help you understand about what the coronavirus is and why we need to wash our hands so much.

<https://www.nanogirllive.co.nz/coronavirus-soap-experiment>