

Home Learning Wednesday 13th January

Read daily

Watch Newsround BBC

https://www.bbc.co.uk/newsround/news/watch_newsround

Online learning:

TTRock Stars

Spellingframe

Yr 1 common exception words: Spelling Rule 34

Yr 2 common exception words: Spelling Rule 31

Yr 3 common exception words: Spelling Rule 25 (these words are more challenging)

Try a game to support your spellings

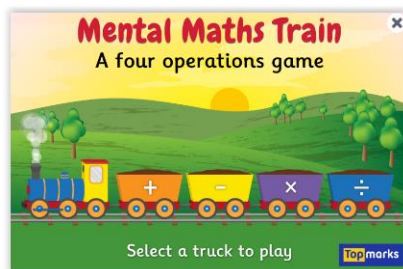
MATHS:

BBC Smartmovers either 2, 5, 10 times tables or challenge yourself to the 3 & 4 times tables.

Online warm up activity: Addition. Choose one of the options below

<https://www.topmarks.co.uk/maths-games/mental-maths-train>

Spend 15mins on this activity



Up to 25

Two-Digit Numbers

Three Digits + Hundreds

If you need more practice from Monday and Tuesday's work then follow the links below.

- **Column Subtraction (within 100) no regrouping**

<http://www.snappymaths.com/addsub/addsubw100/resources/subw100cnr1.pdf>

- **Column Addition (within 100) no regrouping**

<http://www.snappymaths.com/addsub/addsubw100/resources/addw100cnr1.pdf>

- **This worksheet is working with 3 digit numbers.**

- **Column Addition / Subtraction (within 1000) No regrouping**

<http://www.snappymaths.com/addsub/writaddsub/resources/addsubw1000cnr1.pdf>

If you want to stretch your mathematical ability even further, then try the activity below watch my introduction video:

<https://www.loom.com/share/282ce1c2fc5646ef8a8f8c21c91ccb0a>

Activity: Add 2-digit numbers (2)

	T	U
	4	6
+	3	9
	8	5
	1	



Add the ones
Add the tens

If the ones add to more than 10
Move a 10 into the 10s column.

Video Link: <https://vimeo.com/468518962>


Worksheet link:

<https://resources.whiterosemaths.com/wp-content/uploads/2020/09/Y2-Autumn-Block-2-WO12-Add-2-digit-numbers-2-2019.pdf>

Reasoning and Problem Solving


ADDITION AND SUBTRACTION

Thinking Tom says;



$$26 + 15 = 31$$

T	U
2	6
+	1 5
3	1



What do you think?

Convince Me!

Made in the UK. MAY2004-08-14

English

You will need 3 different coloured pencils or felt tip pens for this activity.



Begin today's lesson by having a chat about the work that we started last week on identifying nouns, verbs and adjectives.

Do you remember being adjective detectives? Can you remember what each of these words means?

A **noun** is a naming word of a person, place or thing.

An **adjective** is a describing word. It describes a noun.

A **verb** is a doing word. E.g run, walk, hop, jog.

Have a go at the following activity to help you.

<http://www.bigbrownbear.co.uk/nouns/>



Task 2

Read Chapters 1 and 2 of Jack Stalwart



Chapter 1: ***The Vanishing Lady***

The museum in Paris had been closed for several hours and the Bon Homme cleaning crew were busy at work. Over a hundred cleaners were scurrying through the huge museum, mopping the floors and dusting the railings, taking care not to damage the precious paintings that hung on the walls.

One of the rooms in the museum is known as the “*Mona Lisa* Room,” because on a special fake wall in the middle hangs the most famous painting in the world.



The *Mona Lisa* is a painting of a woman clothed in a brown dress with a mysterious smile on her face. It was painted over four hundred years ago by an artist named Leonardo da Vinci. It is so valuable that the museum has invested in a bullet-proof-glass security box, which is fixed over the painting to protect it from anyone who wants to do it harm.

On this night, H  l  ne, one of Bon Homme's senior cleaners, made her way to the *Mona Lisa* room. As usual, she entered the room after her assistant, Jean Paul, had mopped the floor. She walked over to the glass box with the *Mona Lisa* inside and pulled out a special dusting cloth. She lifted the cloth and tried to wipe over it. But something was wrong. The front of the box was no longer there.

H  l  ne blinked twice and then let out a

piercing scream that shook the entire room. "The *Mona Lisa* is gone!" she screamed. "The world's most famous painting has been stolen from the Louvre!"





Chapter 2: The Magic Map



In a different country, nine-year-old Secret Agent Jack Stalwart was sitting in his bedroom at his desk doing his homework. His fourth grade art teacher, Mr. Yates, had asked the students to draw a picture of their favorite comic-book hero by the next day. Jack's choice, Super Smash, was one of four superheroes who lived on the planet Green and battled with the likes of Tortua, the nastiest female villain ever seen. Jack loved reading about Super Smash's adventures and was thinking

about doing just that when there was a knock from inside his right-hand desk drawer.

Drat, thought Jack. He knew what that meant. He looked at his Watch Phone. It was 7:00 PM. He carefully opened the drawer and peeked inside. There, lying in his desk, was a new DVD. The GPF often



snuck
things
like
that

into Jack's
room as a way

to prepare him for his upcoming missions. This DVD was entitled: *Da Vinci's Masterpiece: The Mona Lisa*.

He carried it over to the TV in the corner of his room and put it into the built-in DVD player. Almost instantly, a program on the history of the famous




painting began. What Jack didn't know, the DVD told him, so that by the time it was finished he was fully informed. He looked at his Watch Phone as the credits rolled..It was 7:30 PM.

Just as he expected, a familiar whirring sound came from the other corner of his room. His trusty miniature globe, Whizzy, was starting to spin. Jack rushed over to Whizzy. By now the globe was spinning so hard that he had smoke coming out of his ears.

"Come on, Whizzy!" Jack cheered. "I know you can do it."

"Ahem!" coughed Whizzy, and out of his mouth popped a jigsaw piece in the



shape of an unknown country. It landed on the floor next to Jack's foot. Whizzy let out a big whoosh as he settled down again.

"This one is quite large," commented Jack as he picked up the piece. "And after seeing that DVD, I bet I know where I'm going tonight."

Jack carried the piece over to the far side of his bedroom, to the large map of the world that was hanging on his wall. It looked just like an ordinary map, but in fact it was a Magic Map from the GPF. It transported him around the world to battle evil villains and bring them to justice.

He lifted the piece and placed it over the map. He steered it towards the center of Europe and instantly the jigsaw slotted in. Jack stepped back to take a look.. The name FRANCE appeared, then quickly vanished.




"France!" said Jack. "I knew it had to be France! I can't wait to go."

Jack tapped the C button on his Watch Phone. Instantly the code of the day was displayed across its screen. He dashed over to his bed and knelt down next to it, pulling his Book Bag out from underneath. He punched in the code on its lock – C-H-E-E-S-E – and unzipped the bag, looking inside. He had to make sure that all of his secret-agent gadgets were there before he left.

Magic Key Maker. Check. Magic Steps. Check. Melting Ink Pen. Check. Jack closed the bag and turned to Whizzy. "I think I'm ready to go," he said.

Jack raced back to the wall just as a warm yellow light was beginning to glow inside the country of France. The beam continued to grow until Jack's room was filled with brightness.

"Off to France!" Jack cried. And with those words, the yellow light burst and swallowed Jack into the Magic Map.



Task 3

Have you got 3 different coloured pencils or pens ready?

Highlight any nouns one colour, any verbs in a different colour and any adjectives in a different colour. Send us a photograph of your work for us to check.

Task 4

Either

- Choose some of your favourite nouns, verbs and adjectives and write your own sentences for each. (We'd like to see a minimum of 5 sentences)

Or if you would like more of a challenge:

Can you find out what a synonym is?

Make a list of your favourite nouns, verbs and adjectives from the text and see if you can think of at least 3 synonyms for each word.

PSHE

Our Jigsaw unit this half term is 'Dreams and Goals'

Today's lesson is all about different challenges.

Look at the different pictures below. Think about the different types of challenges that you can see in each one. What is easy for one person can be totally challenging for someone else.

Order the pictures from most challenging to least challenging. There are no correct answers but you need to be able to explain how you have decided on your answers. You can send a video to us on portfolio (only your teacher will be able to see this and we won't share it with the class if you don't want us to)

Dreams and Goals

Challenge PowerPoint - Year 3 - Piece 1



Begin some research on someone you respect who has achieved their goals. It could be someone famous such as a sports star or it could be a member of your family or someone you know. We'll ask you to tell us more about this later on.

