

12/01/21

Hi, this is your home learning work for today. Make sure you have somewhere quiet to do your work and that you send us a photo on Dojo of your tasks.

English: To use inverted commas for direct speech.

Watch the video on this webpage and complete the activity and quiz.

<https://www.bbc.co.uk/bitesize/topics/zvwwxnb/articles/ztcp97h>

Then watch Mrs Hicklin's video to explain the task:

<https://www.loom.com/share/2c26047e99c746a0ad1bc348e35f2d41>

Now complete the sentences task below.

Copy these sentences neatly into your book. You need to add:

- Capital letters for the start of the sentence, the start of speech and for proper nouns.
- Punctuation for the end of the speech and the end of the sentence. Think about whether the speech is a statement, question, exclamation or command.
- Inverted commas for the speech.

1) don't go too near the edge warned David

2) which shop would you like to go to first asked mum

3) sophie said come and play with us

4) I whispered don't disturb molly because she's sleeping

5) right class mrs hicklin instructed line up quietly please

Maths: Fractions

Carry on from yesterday if you didn't complete the tasks. Tomorrow's maths will be the same as today, just work through the questions at your own pace.

Watch Mrs Hicklin's video for your group.

Blue Group:

<https://www.loom.com/share/986b8969e5674b6fb59b1c9dd04c371c>

Green and Yellow Group:

<https://www.loom.com/share/2fc7f38e47fb40b1825278a4d12987b4>

Then complete the worksheet for your group.

Challenge:

Have a go at these Football Fractions questions:

<https://www.bbc.co.uk/bitesize/topics/zhdwxnb/articles/zyrj7ty>

You can use these websites for further activities, games and explanations to help you:

<https://www.bbc.co.uk/bitesize/articles/zd8mt39>

<https://www.bbc.co.uk/bitesize/articles/z4j83j6>

<https://www.bbc.co.uk/bitesize/articles/z6cbhcw>

Enquiry and Investigation: History- The Bronze Age

Watch the introduction video with Mrs Smits here:

<https://www.loom.com/share/b5d540c727f2402b91c67404c2ccccf2>

Now, follow the lesson with Mr Hutchinson and complete the activities as you go through it, pausing the video where necessary

<https://classroom.thenational.academy/lessons/how-did-the-bronze-age-change-how-humans-lived-6dhpce>

Look carefully at these Bronze Age artefacts:



All images from the British Museum, Classroom Resources: Bronze Age Britain






How could you organise these different artefacts?



What do you think they are made from? What do you think they were used for?

Pause the video at 9mins 40sec. In your book, complete this table:

	What is it?	What is it used for?	What material is it made out of?
			
			
			

All images from the British Museum, Classroom Resources: Bronze Age Britain

Resume watching the video to find out about these artefacts.

Next we find out about The Beaker people and about how to make Bronze.

Pause the video at 22 mins 45. Answer this question – write a paragraph explaining what you have learnt and try to use these key words in your paragraph.

Why was bronze a better material than flint?

smelting alloy durable sharp
break weight efficient energy

Resume the video and find out what else the discovery of bronze meant for the human lives. Pause the video at 28 mins 35 and use these key words to fill in the gaps:

raid tribes weapons

How did the discovery of Bronze impact how humans interacted with each other?

The discovery of bronze meant that people could make much better _____. This resulted in more conflict between _____. Using bronze weapons, one tribe could _____ another village and take their things.