

22/01/21

Hi, this is your home learning work for today. Make sure you have somewhere quiet to do your work and that you send us photos on Dojo of your tasks.

**English, Maths, Enquiry & Investigation and Creative**

**English: Elephants Information Report.**

Work on Studyladder this morning answering questions based on Elephants (linked to the fact that our story yesterday was about elephants!) The task has been set on Studyladder for you.

**Spelling/ handwriting – Lesson 2**

Watch Mrs James' video here –

<https://www.loom.com/share/48d705a629aa401095f081ecfbc38453>

**Your task:**


- We should \_\_\_\_\_ once a day.
- In Science, I like to carry out \_\_\_\_\_ to find out new things.
- My \_\_\_\_\_ colour is blue!
- We are supposed to eat 5 portions of \_\_\_\_\_ and vegetables a day.
- The month after January is \_\_\_\_\_

**Words to choose from: (they do not all fit the sentences!)**

**forwards, extreme, February, enough, exercise, famous, experience, fruit, experiment, favourite**

When finished, go onto Spelling frame on rule28 again.

Don't forget to read for 10 minutes with an adult – try to do this every day!



## Maths:

### Blue group (Mrs Hucknall's or Mrs Tooley's maths groups)

1. Watch this video <https://vimeo.com/476320465> Multiply by 4
2. Complete the questions – follow the instructions on the video for when to do them and when to pause the video. Make sure you watch the whole video.

### Yellow/Green group

1. Some of your found yesterday's work on efficient multiplication tricky – remember, it is showing us that we can do the same calculation in different ways and still get the same answer.

For example,  $3 \times 4 = 2 \times 6$  check both sides are the same

and for example,  $12 \times 2 = 6 \times 4$  again, check both sides are the same

Watch this video here of Mrs Smits explaining the maths from yesterday:

<https://www.loom.com/share/103e772ba990452cb7efcc200c5ddbff>

2. Watch this video on doubling with Mrs Smits:  
<https://www.loom.com/share/af5c3cc2b90a43ee821fc0cbb269b65e>
3. Now complete these 10 questions – use the machine to help you to split the numbers up.

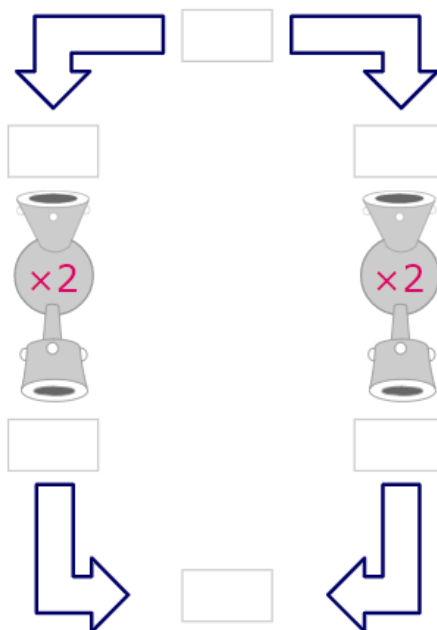
$2 \times 21 = \square$

$16 \times 2 = \square$

$2 \times 71 = \square$

$88 \times 2 = \square$

$2 \times 109 = \square$



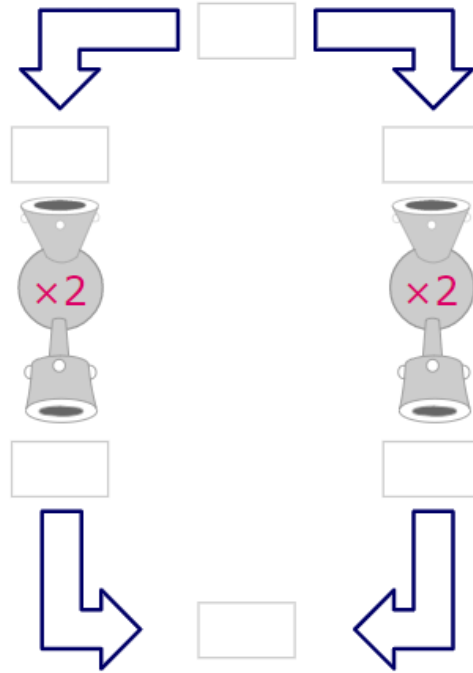
$2 \times 44 = \boxed{\phantom{00}}$

$36 \times 2 = \boxed{\phantom{00}}$

$2 \times 71 = \boxed{\phantom{00}}$

$88 \times 2 = \boxed{\phantom{00}}$

$2 \times 126 = \boxed{\phantom{00}}$



Don't forget to do your tt rockstars each day!

Today – TT Rockstar challenge – log on and go on Arena at 11:30am – let's see how many of us are on there together!

### French: Year 4. Les Mois. ( The months)

Bonjour la classe!

Today we are going to look at the months of the year and how to say them in French.

Watch this video of Mrs James saying the different months of the year. Try and join in with the words.

<https://www.loom.com/share/1efc16ee483742df9f039048d7b69a3d>

Now watch this video a couple of times. See if you can join in.

[https://www.youtube.com/watch?v=7\\_u2SigckNQ&list=PLytj\\_snuGea6G9pj9Rf5OBsVettCTdUV1&index=6&t=0s](https://www.youtube.com/watch?v=7_u2SigckNQ&list=PLytj_snuGea6G9pj9Rf5OBsVettCTdUV1&index=6&t=0s)

**Task** – Design a help sheet which matches up the correct English and French word for each month of the year, e.g March – Mars.