

28/01/21

Hi, this is your home learning work for today. Make sure you have somewhere quiet to do your work and that you send us photos on Dojo of your tasks.

English, Maths, Enquiry & Investigation.

English: Project X: The Mysterious Moon

Watch Mrs James reading the new text this week here –

<https://www.loom.com/share/c8aafa6674194de4b6f8c07f88425754>

Once you have listened to the text you need to complete the task below:

Use text structures, features and language

Using text features

1. Take another look at these features from *The Mysterious Moon*.
Can you draw lines to match these captions with the correct features?

dotted lines showing the orbits of the Earth and Moon

diagram

fact box

labels

Did you know?
It takes about one month for the Moon to go through all its phases, from full Moon to new Moon.

2. Why is it useful to have a labelled diagram like this next to the text about the Moon?

This feature is useful because _____

Spelling/ handwriting – Lesson 1:

Today you are going to be learning some new spellings.

Watch Mrs James' video here introducing you to these words -

<https://www.loom.com/share/138d52496bf94a3183a2f4175ad01e6e>


Your task:

- Write 3 sentences using the other homophones that Mrs James has not used.

When you have finished, continue to practice the words on **Spelling frame rules 21-24.**

(You can choose any of these rules)

Don't forget to read for 10 minutes with an adult – try to do this every day!



Maths: multiplying by 10


Today we are looking at multiplying by 10. Making a number 10 times larger. We will investigate what happens to the digits and place value columns when you multiply by 10.

1. When we multiply by 10 we make the number 10 times larger. We move it to the next place value column. Look at these 3 images to explain the step.

How can we multiply 7 by 10?

H	T	O
		7


H	T	O



How can we multiply 7 by 10?

H	T	O
		7

H	T	O
	7	




When 7 is multiplied by 10, it moves one place value column to the left.

How can we multiply 7 by 10?

H	T	O
		7

H	T	O
	7	0



When 7 is multiplied by 10, it moves one place value column to the left.

We must remember to put **a zero** into the ones column to fill the gap.

$7 \times 10 = 70$

Before you do the questions, you must watch the video because it explains the methods for the worksheets.

2. Here is Mrs Smits explaining and talking you through the steps and the questions.

<https://www.loom.com/share/a9a264073db24648ae95b9558efb87af>

Complete the questions on your ClassDojo portfolio if you can and send it back to us. If you can't do it on portfolio, write your answers in your purple homework book.

Enquiry and Investigation: Electricity.

Aim: Understand how electricity is made.

Watch Mrs James' video here -

<https://www.loom.com/share/503a99379152456aa56321d4bee40fee>

Here is the link to BBC that you will need to watch:

<https://www.bbc.co.uk/teach/class-clips-video/primary-science-how-is-electricity-made/zfhfgwx>

Task:

Write 5 facts about how electricity is made.

Think about:

- Which materials electricity is made from.
 - What the different processes are in making electricity.
 - How electricity travels into your homes.
-
- Note – in the video of Mrs James, she talked about static electricity being created when a balloon is rubbed on your leg, what she meant to say was when a balloon is rubbed on your clothes! Apologies for this. 😊

