

09/02/21 – Tuesday 9th February

Hi, this is your home learning work for today. Make sure you have somewhere quiet to do your work and that you send us photos on Dojo of your tasks.

English, Maths, Enquiry & Investigation.

Expanded noun phrases: We are learning writing techniques that we'll use after half term in our English lessons.

Today we're looking at expanding noun phrases: Watch the video with Mrs Smits here:

<https://www.loom.com/share/738493ccdf4f4550b6dfd440960e69de>

Your task is to expand these noun phrases:


Aim: to use expanded noun phrases.

Your turn: Add one or even two adjectives to describe the following nouns.

1. bakery - e.g. The empty, dusty bakery
2. market
3. harbour
4. mountain
5. tree
6. fish
7. wave
8. boat
9. carpet
10. theatre

When you have finished, continue to practice the words on **Spelling frame rules 21-24.**
(You can choose any of these rules)

Don't forget to read for 10 minutes with an adult – try to do this every day!




Maths: As part of the week leading up to Chinese New Year, here is some Chinese New Year themed maths for you.

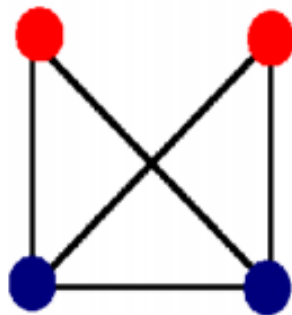
<https://www.topmarks.co.uk/ordering-and-sequencing/chinese-dragon-ordering>

This game is a bit like naughts and crosses – it is played in China. It is called 'Two Stones'
Have a go!

This game is for two players. Each player needs two counters or buttons (the stones) to put on the board below.



Place two stones at the top and two at the bottom as shown below. (At the start of the next game the players should swap positions.)



The players take turns at sliding one stone along a line to an empty spot. (So the first move will always be to the middle).

To win, you have to block the other player so he or she can't move.


In China this Game is known as Pong hau k'i and in Korea it is called Ou-moul-ko-no.

Chinese New Year sudoku

Each row and each column have to have one of each animal in them.

Can you draw the animals into the boxes to make one animal of each in each row and each column.

Chinese New Year Sudoku



Don't forget your TT Rockstars! You could also try www.timestables.me.uk where you can set the timestables and the number of questions you want to try.

Enquiry and Investigation: Aim: to write Boudicca's speech

Firstly, we'll remind ourselves about Boudicca's revolt against the Romans:

<https://www.bbc.co.uk/teach/class-clips-video/story-of-britain-boudica-and-the-roman-invasion/zmyhf4j>



Boudicca's Rallying Speech

Watch this clip of Boudicca's speech to her Icini Tribe and army:

<https://www.youtube.com/watch?v=zhcm6z5PT04>

Boudicca inspired her Army to fight and they defeated and killed 80,000 Roman soldiers. Boudicca and her army burnt 3 Roman cities to the ground! Including Londonium (London)

Your task: write a speech for Queen Boudicca to persuade the Icini tribes to fight the Romans – be powerful, persuasive and a leader. Below are some ideas of vocabulary you might use to inspire your army.

Adjectives	Useful nouns	Powerful verbs/ Adverbs
honourable	I, your queen	bravely rise up
proud	(my) people	fight bravely
brave	Iceni tribe	proudly defend
fine	tribe's people	fiercely protect
free	our land	believe
strong	our homeland	stand up
trustworthy	Britons	follow (me)
beautiful	Celtic tribes	
rightful	our children	
	our freedom	
	our way of life	
cruel	the law	invaded
greedy		cruelly humiliated
dishonourable	Roman army	robbed
dishonest	Legionaries	cheated
harsh	bullies	unfairly treated
hateful	treatment	bullying
untrustworthy		

Possible paragraph openers

I stand here before you to ask ...

My brave people...

This land ...

I call on you all to ...

The Roman army has ...

If you care ...

Emperor Nero was about to pull his troops out of Britain when Boudicca was captured. Rather than be tortured and killed by the Romans, she took her own life with poison.